

MIKE

AFTER WATCHING THE FILM



Picture: Danish Film Institute

Analytical and thematic approach

1. Plot summary

Write a short summary in about 100 words of the film. Write the summary in reverse order, starting from the end of the film and working your way back to the beginning.


2. Characterisation

Characterise the [main character](#):

- How does he behave and speak? What music does he listen to?
- How does he act around other people? You can use the following frame grabs for inspiration:



Frame grab 01:04



Frame grab 02:47



Frame grab 03:28



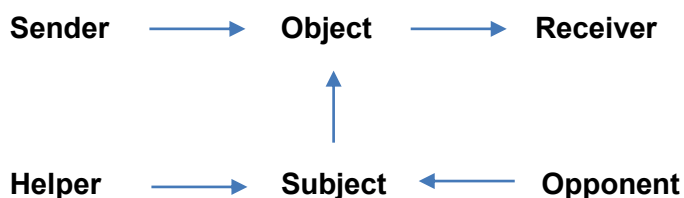
Frame grab 05:53

3. Actantial model

Analyse the film, using the [actantial model](#). Place Mike in the subject's position. Create two scenarios for the other positions in the model:

Scenario 1: Mike's reality. Scenario 2: The reality of the other characters.

FFM



4. Symbolism

Identify the symbolic elements in the film that underscore Mike's guilt and regret.

5. Theme and message

Which of the words from Exercise 2, 'Before watching the film', fit the theme best? Individually, write down five arguments for your claim and discuss them with the person next to you when you are done.

6. Discussion

In groups of two, discuss the following questions:

- What effect does it have on the film that we follow Mike's point of view?
- How many times do you think Mike has been in a situation like this before?
- To what extent is Mike to blame?
- Should his mother have acted differently?
- How can Mike break this vicious cycle?

Cinematic approach


Applying cinematic terms

Make a [shot](#)-by-shot analysis of either of the two following [scenes](#). A shot-by-shot analysis is done by pausing the scene shot by shot and analysing the relevant cinematic terms.

- At the hairdresser's: timecode 02:46 – 04:12
- The mother arrives and they return to the car: timecode 04:21 – the end.

7. Dramaturgy


Apply suitable [cinematic terms](#) to the frame grabs below, describing the function of the images in the film. Create your own narrative model, using these images.



Frame grab 00:24




Frame grab 01:18



Frame grab 01:48



Frame grab 03:54



Frame grab 05:14



Frame grab 05:30

8. Creative assignment

In groups of two, write and draw a storyboard of the same action and characters but with a different course of events. From the beginning, we will know what happens to Jack. Discuss any changes you made to the cinematic elements.

Grammatical and written approach

9. Written assignment and contextual grammar

'Mike' won the Best Short Film award at the 64th Berlinale. Write five reasons for that, using as many relevant cinematic terms as possible. Your text must include the following five words: **whose**, **which**, **succeed**, **information** and **media**. Your use of the words must be grammatically correct. Underline the five words in your text and do not change the form of the words.