

GEORGIES VERDEN

- ELEVARK



You are going to work briefly on the title of the movie and then watch the film. You will then create scenes divided into a beginning, middle and an end that collectively convey what the film is about. Next, you will analyse the film's themes and characterizations before finally sharing your own opinion about the movie.

Learning goals: By completing the tasks, you will become better at:

- Understanding how words can have multiple meanings.
- Dividing a film into parts and analysing those parts to find the plot.
- Identifying different themes and talking about them.
- Describing the main characters.
- Giving your own opinion.
- Using lighting and different settings when recording scenes.

Before watching the film

- You are going to watch a film called Scrapper in English (Georgies verden). What does the word scrapper mean? Look it up.




After watching the film

Plot

- Describe what happens in the film. Divide the film into parts – a beginning, a middle and an end.
- Build three scenes out of scraps. The three scenes should describe and portray what happens in the film.

Themes

- What would you say are the main themes of this film and what has led you to select your chosen themes? You may use the pictures as inspiration:



Characters (choose one of the characters below)

- Describe the main character, Georgie.
 - Describe her appearance.
 - Describe her feelings.
 - What cinematic techniques are used to portrait Georgie in the way you describe?
- Describe her dad or Ali.
 - Describe his appearance.
 - Describe his feelings.
 - What cinematic techniques are used to portray him in the way you describe?

My opinion

- What do you think about the film?
- Has it made an impression on you? Why or why not?

- In what way has the film made an impression on you and why?
- What do you believe to be the message of the film?

